

PrintShop Mail Connect

OL™ Software

Version 1.4.1
Release Notes

**PrintShop Mail
Connect**

**PlanetPress®
Connect**

**PReS®
Connect**

© 2016 Objectif Lune Inc. All rights reserved. No part of this documentation may be reproduced, transmitted or distributed outside of Objectif Lune or PrintSoft by any means whatsoever without the express written permission of Objectif Lune Inc. Objectif Lune Inc. disclaims responsibility for any errors and omissions in this documentation and accepts no responsibility for damages arising from such inconsistencies or their further consequences of any kind. Objectif Lune Inc reserves the right to alter the information contained in this documentation without notice.

Table of Contents:

| | |
|--|----------|
| Welcome to PrintShop Mail® Connect! | 4 |
| Connect 1.4.1: New Features & Enhancements | 5 |
| 1. Multiple Languages now supported | 5 |
| 2. Welcome Screen Extended | 6 |
| 3. Virtualisation | 6 |
| 4. Modifying Connect Installations..... | 6 |
| Connect 1.4.1 Designer Enhancements & Fixes | 7 |
| Connect 1.4.1 Output Enhancements & Fixes | 8 |
| Known Issues | 9 |

PrintShop Mail Connect

Welcome to PrintShop Mail® Connect!

Welcome to PrintShop Mail® Connect, the highly dynamic document composition solution from Objectif Lune that allows you to create fully personalised business correspondence across a range of output types.

Key aspects of PrintShop Mail® Connect include the following:

- **Designer** – design tool for creating print and email communications
- **Output** – advanced output and print stream handling across industry-standard print formats
- **Print Manager** – for handling IPDS output

Installing PrintShop Mail® Connect:

Full details on installing and licensing PrintShop Mail® Connect 1.4.1 can be found from the online help in the installer. Note that PrintShop Mail® Connect 1.4.1 comes with a 30 day trial license by default.

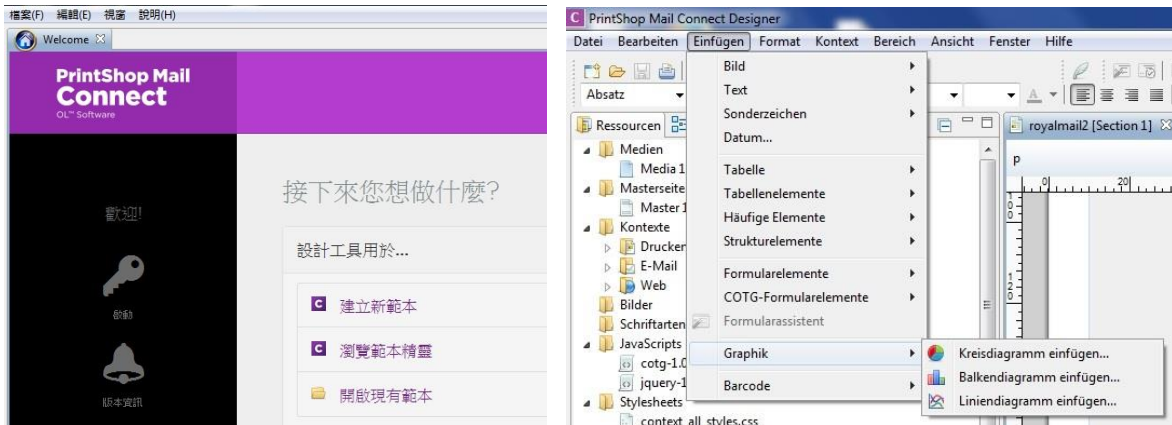
64 Bit Version Only

PrintShop Mail® Connect 1.4.1 is available as a 64 Bit version only.

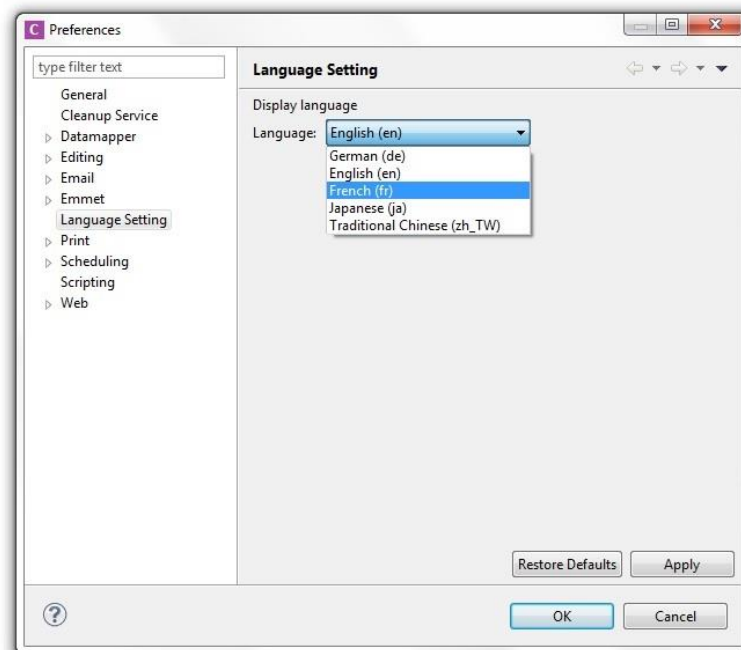
Connect 1.4.1: New Features & Enhancements

1. Multiple Languages now supported

The Connect user interface is now supported in English, French, German, Spanish, Italian, Portuguese, Chinese (Traditional and Simplified) and Japanese (the default language is English). Further languages will become available in subsequent releases.



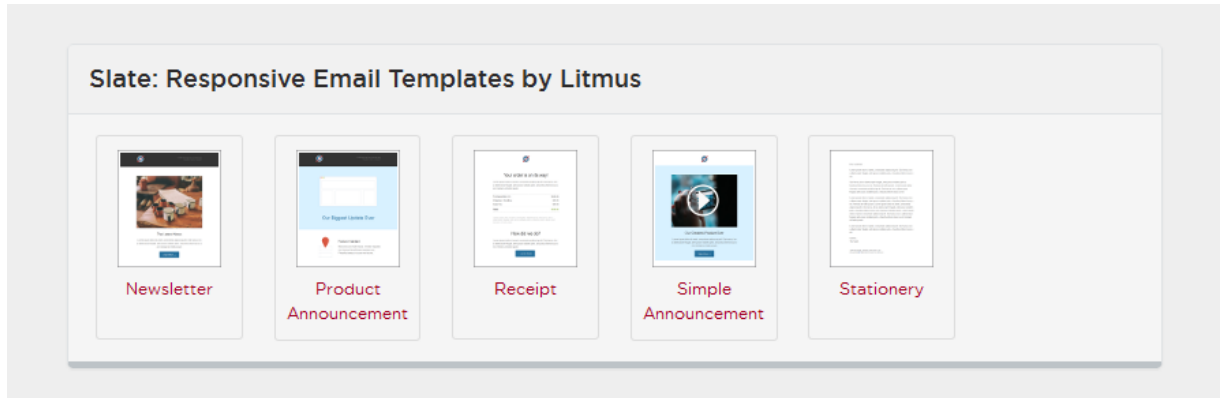
The language can be selected during the installation of Connect or via the Language Setting options in the Preferences dialog (note that Connect needs to be restarted in order to apply the selected language):



At present only the Connect user interface has been translated. Error messages and warnings will be translated for a later release.

2. Welcome Screen Extended

- The Printer Definition Configs and HCF files available on the OL Connect website are now grouped by manufacturer, to simplify selection.
- Connect 1.4.1 also introduces Responsive Email Templates.



3. Virtualisation

- Connect is now supported on the Microsoft Hyper-V and Hyper-V/Azure environments as well as the VMWare Workstation, Server, Player and ESX infrastructure environments.

4. Modifying Connect Installations

- Connect 1.4.1 introduces the ability to **Modify** Connect installations, once Connect 1.4.1 has been installed.

Connect 1.4.1 Designer Enhancements & Fixes

1. Email Context

- Email context sections can be **enabled or disabled based upon data value**. (SHARED-33656)
- Email **port number** can now be specified as part of the host name. (SHARED-38008)
- **New template wizard** for Slate templates by Litmus. (SHARED-36843)

2. Print Context

- Ability added to **mirror margins on back pages of Duplex jobs**, via Facing Pages selection added in Sheet Configuration dialog. (SHARED-40505)
- Can now suppress Master Page on duplex back pages, if there are no contents.

3. Scripting

- Result can now be written as a JSON string into an attribute or text (instead of the field value). Useful for web contexts where a front-end script can easily read the value.
- User-defined formatting masks can now be used when outputting dates and numerical values.
- Conditional script set to "Show if Condition is true" will hide the object by default.
- Page range can be specified via scripting when setting PDF as background. (SHARED-36998)
- Matched elements are highlighted when hovering over scripts. (SHARED-38293)

4. General

- Numerous improvements to Designer GUI and user-experience. These include:
 - A new "**Styles**" pane that displays the styles applied to the selected object.
 - **Image Selection** Dialog now inserts from resources, files or URL.
 - **Line number** option now available from any source view.
 - View menu now has entries to **switch between views** within the Workspace.
- Set any **PDF as background** for a Section. (SHARED-39880)
- Specify a **background image** and control its size, position and repeat mode. (SHARED-14522)
- Option to **generate JSON string from data model fields** to pass data record information to client side script. (SHARED-39337)
- **CSS Class name completion** suggests CSS classes based upon the current section. (SHARED-36870)
- **CSS Style inspector** allows full control over styles. (SHARED-22929)

Connect 1.4.1 Output Enhancements & Fixes

1. Print Output

- Images, barcodes, OMRs and text can now all be added to the page at time of output generation.
- Ability to **add Metadata** to any output type (previously only PDF and AFP), for use within output Presets.
- **Static strings** can now be added to Metadata in job Presets.
- The **Output Path** in the Output Preset can now be set dynamically.
- New Color setting for the **Add Text** option. (SHARED-40830)
- **Monochrome** and **Dithering** support added to PCL output. (SHARED-39937)
- **Dithering** and **B&W threshold** values now supported in the Print Wizard. (SHARED-39520)
- New option to control **Compact Font Format** settings within PostScript. (SHARED-39902)
- Support for Simple Network Management Protocol (**SNMP**) **queries** added to Print Manager. (SHARED-39213)

2. Email Output

- **SMTP port** can now be customized when sending email.

Known Issues

1. Installation Paths with Multi-Byte Characters

When installing the Traditional Chinese or Japanese versions of Connect, if the user specifies an alternative installation path containing multi-byte/wide-char characters it can break some of the links to the Connect-related shortcuts in the Start Menu and cause an error to appear at the end of the installer. The workaround for the moment is to use the default installation path. The problem will be addressed in a later release.

2. Switching Languages

Changing the language under **Window | Preferences | Language Setting** does not currently change all of the strings in the application to the selected language. This is a known issue and will be fixed in a later release.

In the meantime we can offer the following workaround for anyone who needs to change the language:

i) Go to the .ini files for the Designer and Server Config:

- C:\Program Files\Objectif Lune\OL Connect\Connect Designer\Designer.ini
- C:\Program Files\Objectif Lune\OL Connect\Connect Server Configuration\ServerConfig.ini

ii) Change the language parameter to the required one under `Duser.language=en | fr | de | ja | zh`

Only one of the above language tags should be selected. Once saved, Connect will appear in the selected language at next start-up.

3. GoDaddy Certificates

When installing Connect offline, dialogs allow installing the GoDaddy certificates. Most users should use the default settings and click “*Next*”. In some cases, however, this may not work correctly. For this reason those users should activate “*Place all certificates in the following store*” and then select the “*Trusted Root Certification Authorities*” as the target certificate store.

4. Available Printer Models

Note that only the single Printer Model (Generic PDF) will appear on the **Advanced** page of the **Print Wizard** by default.

To add additional printer models click on the settings  button next to the Model selection entry box.

5. Colour Model in Stylesheets

The colour model of colours defined in a stylesheet can sometimes change after editing the stylesheet. This is a known issue and will be addressed in a subsequent release.

6. Online Help Links Point to Introductory Page

Context sensitivity for the online help is not yet enabled in Connect. All links and F1 calls point to the introductory page, where you can Search on keywords to bring up Help pages relating to the topic. Context sensitivity will be introduced in a subsequent release of Connect.

7. Image Preview in Designer

If in the Windows Internet settings (Connection Settings -> LAN configuration) a proxy is enabled, but "Bypass proxy settings for local addresses" is not checked, the image preview service, conversion service and live preview tab in the Designer will not work and exhibit the following issues:

- Images will be shown as 0 size boxes (no red 'X' is displayed)
- Live preview does not progress, and when re-activated reports "browsers is busy"

To fix the issue you must check the "Bypass proxy settings for local addresses" option.

8. VIPP Output

Some templates set up with landscape orientation are being produced as portrait in VIPP. It can also sometimes be the case that text and images can be slightly displaced. These are known issues and will be addressed in a later release of PrintShop Mail® Connect.