

PlanetPress® Connect

OL™ Software

Version 1.3.2
Release Notes



**PrintShop Mail
Connect**

**PlanetPress®
Connect**

**PReS®
Connect**

© 2016 Objectif Lune Inc. All rights reserved. No part of this documentation may be reproduced, transmitted or distributed outside of Objectif Lune or PrintSoft by any means whatsoever without the express written permission of Objectif Lune Inc. Objectif Lune Inc. disclaims responsibility for any errors and omissions in this documentation and accepts no responsibility for damages arising from such inconsistencies or their further consequences of any kind. Objectif Lune Inc reserves the right to alter the information contained in this documentation without notice.

Table of Contents:

Overview4

Connect 1.3.2: Fixes & Enhancements5

Connect 1.3.1: Fixes & Enhancements6

Connect 1.3: New Features and Enhancements7

Connect 1.3 Designer: Other Enhancements11

Connect 1.3 Designer: Fixes14

Connect 1.3 DataMapping: Enhancements16

Connect 1.3 DataMapping: Fixes17

Connect 1.3 Output: Enhancements and Fixes18

Connect 1.3: Installation & Admin Improvements20

Connect 1.3: Workflow\Automation Improvements21

Known Issues22



Overview

This document provides an overview of the new features and enhancements in PlanetPress Connect 1.3.2 and PlanetPress Workflow 8.3.2.

Installing PlanetPress Connect Version 1.3.2 and PlanetPress Workflow 8.3.2:

- PlanetPress Connect is released as a 64 Bit version only (with the exception of the Workflow, Fax, Search and Imaging modules).
- Full details on installing and licensing PlanetPress Connect and PlanetPress Workflow can be found in the online help in the installer.
- Note that both PlanetPress Connect and PlanetPress Workflow come with 30 day trial licenses by default.

Updating from PlanetPress Connect 1.1:

In order to upgrade from Connect Version 1.1 to Version 1.3.2 via the Update Manager it is necessary to install a new version of the Objectif Lune Update Client. The next time you run your current Update Client it will show that there is an update available for itself. Simply click on the download button in the dialog to install the new version of the Update Client. Note that it is no problem to run the update while the Client is open. It will automatically update itself.

Once you have done this, PlanetPress Connect 1.3.2 will become available for download.

From Connect Version 1.2.0 onwards, the newer version of the Update Client was included with the Connect installation.

Print Only Version:

A Print Only license is available with version 1.3.2 of PlanetPress Connect which allows legacy PlanetPress Suite 7 customers on OL Care to upgrade to Connect for a minimal fee. The license allows regular printing via the Print Wizard but runs Email and Web output in demo mode. For more information, please contact your local OL Customer Care or Sales team.

Reduced Memory Version:

For demonstration purposes, it is now possible to install PlanetPress Connect on a machine with a minimum of 2 GB of RAM. The PlanetPress Connect Designer will automatically detect whether it has been installed on a machine with less than 4 GB of RAM and default to only using one internal Weaver and one internal merge engine on that system. The Server will also run using internal engines.

Connect 1.3.2: Fixes & Enhancements

1. General

- **VMotion** is now supported.

Note that hardware incompatibilities could potentially cause the licensing process to fail to recognize the license. So prior to putting the server into production, a manual test should be performed by moving the VM across servers and double-checking that the applications remain activated.

- The top and bottom horizontal boundary bars in **IMPB barcodes** had different widths. These have now been made thicker and more consistent. (SHARED-40148)
- Whenever the **Weaver engine was scheduled to restart**, the operation would fail if a data mapping job was still running at the exact moment when the restart should occur. This also prevented the engine from accepting and processing any subsequent job. This issue has now been fixed. (SHARED-40707)

2. Designer

- The following Designer interface issues have been addressed:
 - When text is selected that is all the same **font type**, the font name is now selected whenever the font selection dialog is called. (SHARED-40213)
 - When inserting a **<div> element** the only location available was “At cursor position”. This has been improved, with several other positions now available. (SHARED-40194)
 - Inserting a **<div> element within a paragraph** would break that paragraph at the **<div>** insertion point. (SHARED-40107)
- English language installations of Connect 1.3.1 would encounter the following issues when changed in the Preferences to a **language other than English**:
 - Connect would error when inserting a Date field. (SHARED-40073)
 - Connect would not display the Text Formatting dialog box when attempting to change the text colour. (SHARED-39869)

3. Print Output

- Speed issues with **PDF Passthrough** were introduced in Connect 1.3.0. These have been fixed. (SHARED-38993)
- **Blank PDF's** were sometimes being created when processed via Workflow. This has now been fixed. (SHARED-40752)

4. Email Output

- Email output which incorporated print context output as attachments would fail due to a memory leak. These errors have been fixed. (SHARED-39182)

5. Workflow

- Issues have been fixed when sending an **XML file** to the HTTP server with the CDATA option disabled. (SHARED-40406)

Connect 1.3.1: Fixes & Enhancements

1. General

- **Azure and Hyper-V** environments now supported. (SHARED-39059)

2. Designer

- The following stylesheet editor issues have been fixed:
 - Additional quotation marks were being added to the “**font-family**” properties when rules were edited. (SHARED-39085)
 - **Formats>Breaks** values entered within rules could not be saved. (SHARED-39228)
- Multipage PDF files inserted as images would not display in **Live** preview mode. (SHARED-39080)
- The “**src**” attribute of an image could not be edited within the **Source** field of the **Attributes** pane. (SHARED-39082)
- Renaming of **MasterPage 1** was causing errors. (SHARED-39222)
- Issues with embedding Encapsulated PostScript (EPS) image files. (SHARED-39279)

3. Print Output

- Specific pages from **multipage TIFF image files** could be selected within the Designer but the jobs would fail when printed. (SHARED-39275)

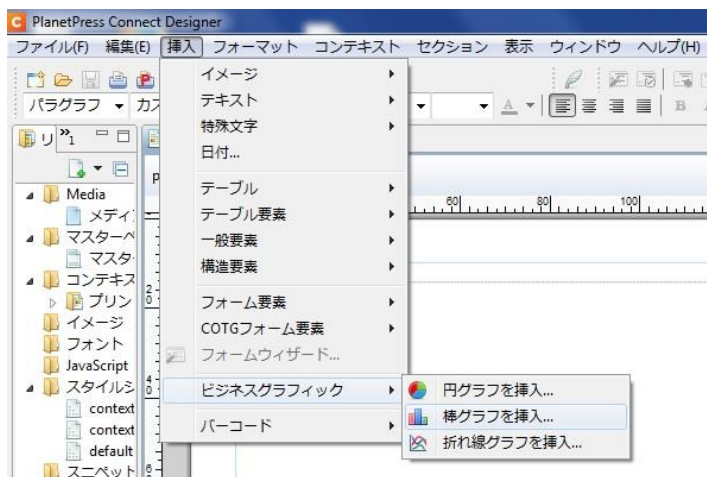
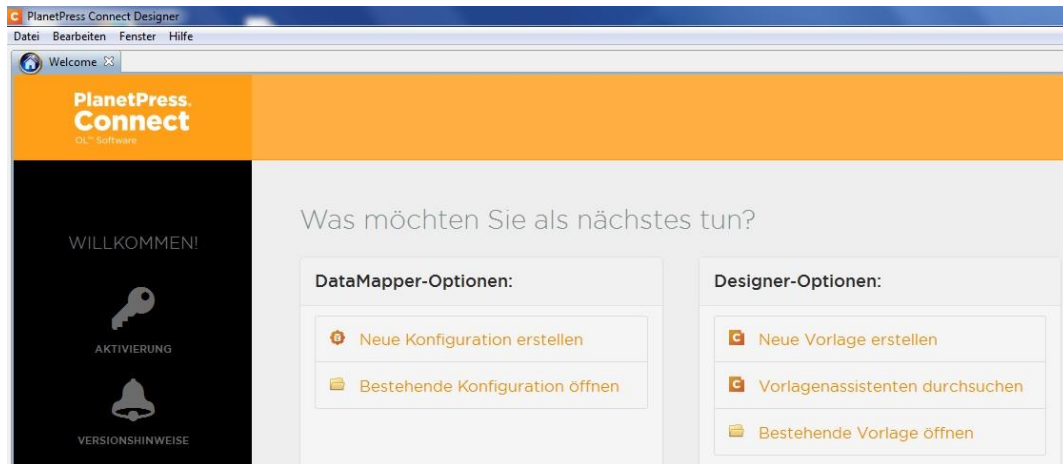
4. Workflow

- **Updating data records** (such as running a postal sort or cleaning process) just prior to Content Creation caused significant performance issues. These have been addressed. (SHARED-39351/39362)

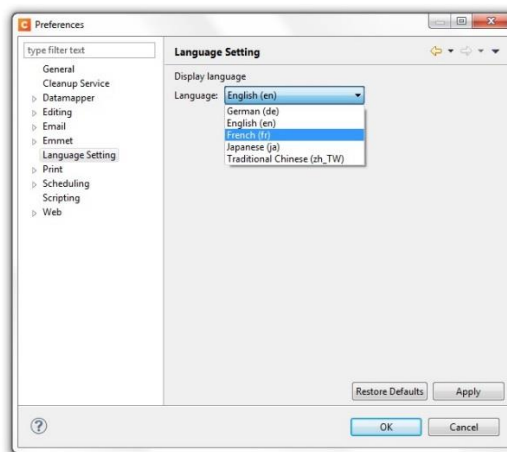
Connect 1.3: New Features and Enhancements

1. Multiple Languages now supported

The Connect user interface is now supported in English, French, German, Chinese (Traditional) and Japanese (the default language is English). Further languages will become available in subsequent releases.



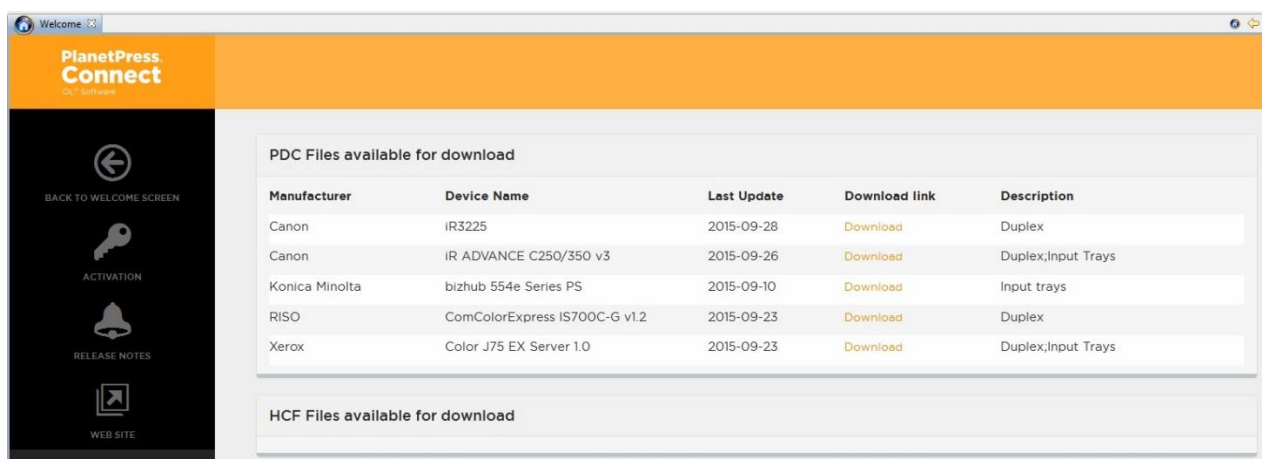
At present only the Connect user interface has been translated. Error messages and warnings will be translated for a later release.



The language can be selected during the installation of Connect or via the Language Setting options in the Preferences dialog (note that Connect needs to be restarted in order to apply the selected language).

2. Welcome Screen Extended

- The Welcome Screen has been extended to provide fast access to the Printer Definition Configs and HCF files currently available on the OL Connect website.
- Connect 1.3 also introduces direct streaming to the message box in the screen.

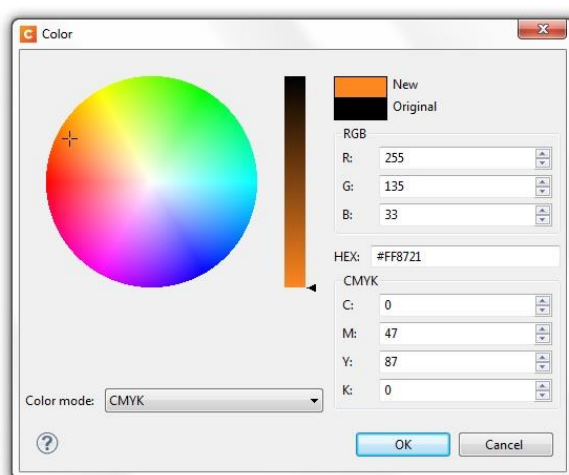


3. Windows 10

- Connect is now supported on Windows 10.

4. Colour Dialog

- Improvements have been made to the Colour Dialog and CMYK support has been added. (SHARED- 33230 /35179/36186)

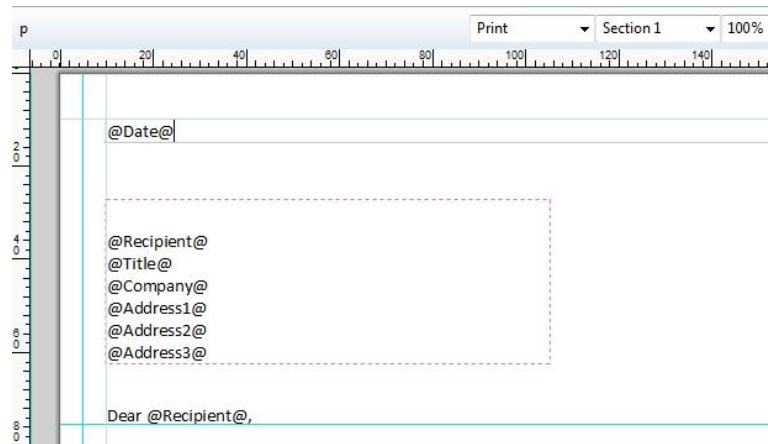


5. Performance Improvements

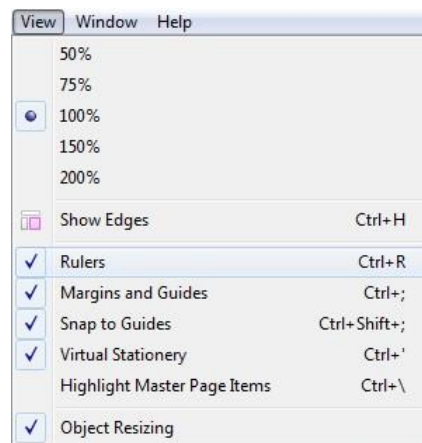
- Print output performance has been further improved in Connect 1.3. See the Output section for details on specific improvements.
- Improved Master-Page merging provides speed improvements (SHARED-34438)

6. Rulers

- **Horizontal and vertical rulers** can now be displayed for sections in Print contexts as well as margins and guidelines (SHARED-21888):

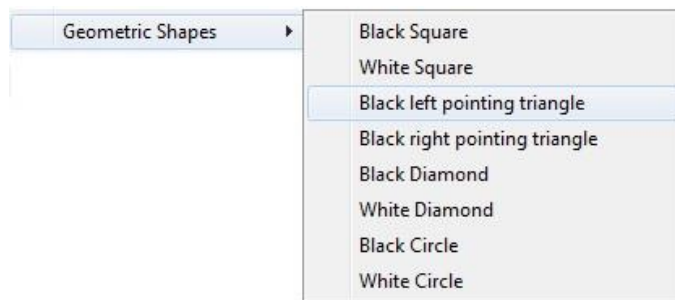


They can be turned on and off using new options in the View menu. Objects can also be set to snap to the guidelines:



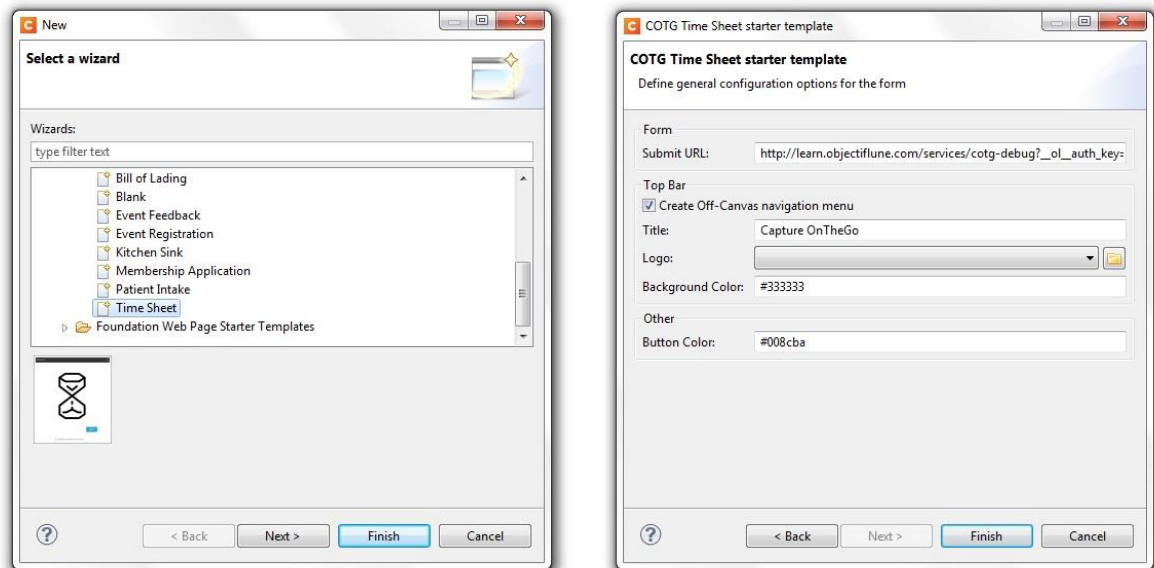
7. Geometric Shapes

- Geometric shapes have been added to the **Insert Special Character** options. (SHARED-30489)



8. Capture OnTheGo: Adding Table Rows

You can now add table rows within COTG forms. A "Time Sheet" Template has been added to the COTG Wizard to demonstrate the new behaviour (SHARED-29838/36183/36773):



After you have created the template, use the "Add" button in the Sheet box while in Live mode to see how additional rows can be added on the fly:

Sheet

Date	Description	Hours	
<input type="text"/>	<input type="text"/>	<input type="text"/>	Del
<input type="text"/>	<input type="text"/>	<input type="text"/>	Del
<input type="text"/>	<input type="text"/>	<input type="text"/>	Del
			Add

9. Virtual Stationery and the PDF DataMapper

Previewed images can now be treated as transparent so they can be overlaid in the Preview screen as well as printed overlaid. (SHARED-33683/35046)

Connect 1.3 Designer: Other Enhancements

Enhancements:

1. Capture OnTheGo

- The default value of the **COTG Starter Template wizards** can now be set to the official COTG test service (SHARED-33844)
- COTG Forms - **Drag & Dropping** a data field on an <input> or <textarea> element will now create a script to populate the element.

2. Email Context

- Support for setting the email **Reply-To and From Address fields** in the template script. (SHARED-33589)
- Support for password protecting **PDF attachments** in the script. (SHARED-33587)
- **Email testing** simplified by removing the constraint requiring a "From Email" address in the Send Email and Send Test Email dialogs (SHARED-35774)

3. Web Context

- Enhanced range of **Foundation Web Page** starter templates. (SHARED-33559)

4. Print Context

- **Formal Letter Template** now provides an option to upload a PDF file to be used as background (virtual stationery) for the front page. (SHARED-36333)
- New **Print Templates** now default to a bleed size of 0 (SHARED-36181)
- Print Section Properties->**Sheet Configuration dialog** behaviour improved. (SHARED-28347)

5. Scripting

- Support added for **indenting/out-denting** multiple lines at once within the Script Editing dialog. (SHARED-33516)
- **Drag & Dropping** text based scripts into the Main Editor now inserts a text selector placeholder. (SHARED-33030)
- Option added to **Profile Scripts**, to provide performance details. (SHARED-34597)
- Minor interface improvements to **Profile Scripts** dialog. (SHARED-37095)
- **Invoking New Script** for an element via the context menu now creates the script and also opens up the script editor. (SHARED-33974)
- Context menu options honed to further improve the **addition of scripts** in templates. (SHARED-31286)
- Introduction of an **optional script folder**. (SHARED-19293)

6. General

- Support for the **manual styling of add-ins** (such as Barcodes and Graphs) within Designer when in Design mode. (SHARED-36200)
- Connect can now be run remotely through **Windows Remote Desktop**. (SHARED-36078)
- **Resource Tree improvements** include displaying DPI information, previews for font and image resources and generally improved interface behaviour. (SHARED-35217/35368/35913)
- **Interface improvements**, such as removing Print Context specific options from Web and Email Context jobs, adding shortcuts to Menu items and making dialogs more consistent. (SHARED-10715/16566/27464/35005/35349/35790)
- **Barcodes** can now be made Absolute on insert via the "Absolute on body" option. (SHARED-35765)
- When editing a **HTML resource** (i.e., a section, master, or HTML snippet), the context menu in the outline tree has been expanded to provide options similar to those available in the main editor. (SHARED-35316)
- **Font Manager** added to Connect. This supports the use of custom/non-system fonts within documents. Fonts added to the document are stored within the Template. (SHARED-19553/35153)
- Support added for **Copy & Paste** of existing resources. This applies to Snippets, Stylesheets, JavaScripts, Images and Fonts. (SHARED-34771)
- **Text filter** added to the Outline Tree to support searches for elements containing the supplied string. (SHARED-34604)
- Page level removed from the **Outline view** for non-paginated content, such as snippets, email sections and web sections. (SHARED-33978)
- Support for inserting **common HTML elements** added to the Insert menu. (SHARED-33914)
- **Top/Bottom margin lines** set by Master Page now a different colour from those selected in the Designer, to make it easier to distinguish between the two. (SHARED-33814)
- **Hyperlink protocols** http:// or https:// are now supported. (SHARED-33361)
- Support added to **Copy & Paste files from Windows Explorer** into the Resources Panel or directly into the Template. Support also added for Drag & Drop/Copy & Paste for both Images and Snippets from the Resources Panel directly into the Template. (SHARED-23182/30586/33442)
- Option to select **direction of text** (left-to-right, right-to-left, auto) added for paragraph formatting. (SHARED-29192)
- **Tables**: Support added to context menu to allow the insertion of table Header, Footer and Body elements, if any of those are missing from the current table. (SHARED-26043)

- **Master Pages:** Allow the user to preview the Media as a background image in the Master Page editor. This simplifies the subsequent alignment and positioning of absolutely positioned objects. (SHARED-19363)
- Improved handling of **High Resolution images**. Raster files retain their original resolution and PDF Vector images are rasterised at 96 dpi. (SHARED-14080)
- When **importing a multi-page PDF file** into a Template (or snippet) you can now select which specific page of the PDF file you wish to use. (SHARED-23852/35156)
- You can now set the **shortcut icon** for a web page section by dragging an x.ico, x.png or x.gif file from the Images folder to the Web Page Section name. (SHARED-22597)
- **Detail tables** can now be dragged and dropped into a Template from the Data Model panel. (SHARED-2773)

Connect 1.3 Designer: Fixes

1. Email Context

- The **Email-To** script variable was not being populated as it should have been when the field it was set to use was included within a nested table. (SHARED-34208)
- Changing an **email "subject"** only worked when the Email Context was active within the Designer. (SHARED-32205)

2. Snippets

- The **Box properties** dialog would error when invoked for Absolute Positioned Boxes within Snippets (SHARED-35355)
- **Show Edges** was not working for boxes contained in Snippets. (SHARED-35353)
- **Renaming Snippets** and changing the casing of the name caused errors. (SHARED-34613)
- Changes made to a **Snippet text** in the main screen were not reflected in the Snippet editor. (SHARED-33654)
- Issues with **inserting images into a Snippet** (they would be inserted erroneously as a URL or would be inserted into sections rather than Snippets). (SHARED-33598)

3. General

- **Resource Lists** were not resorting alphabetically after resource name changes. (SHARED-36450)
- Print Context - When switching between **Portrait and Landscape** paper orientation, the rulers did not change to the new orientation. (SHARED-35902)
- The cursor would occasionally flicker and change states between “busy” and “normal” when editing in **Design or Preview mode**. This was due to updates occurring within the Outline Tree and has been improved. (SHARED-35286)
- Script Names could include **NEWLINE characters**. These have now been disallowed (SHARED-35151)
- Saving changes made to a **stylesheet, Snippet or JavaScript** would generate a complete Template Save. (SHARED-35103)
- **Content page markers** on pages without content returned an undefined number. This has been improved and empty pages now return nothing. (SHARED-35070)
- Saving a file from within **Source view** would sometimes not save the most recent changes that had been applied to the template within Design view. (SHARED-35015)
- **Connect Package files** would fail to open via double-click if the filename did not have an uppercase OL in the file extension. i.e. *.OL-package (SHARED-34978)
- **Deletion of Master Pages** had issues in some circumstances, such as if Master Page A were to be replaced with Master Page B. Subsequent attempts at deleting Master Page A would then result in errors. (SHARED-34765)
- **Pre-flight checks** were not capturing some CSS/HTML rule breaches. The pre-flight checks have been improved and are now much more robust. (SHARED-34670)

- The **Recently Opened Templates List** was cleared when Designer re-started. (SHARED-35859)
- Attempts at **disabling a selection of scripts** within Designer could lead to the application hanging. (SHARED-34544)
- Minor interface bug in Designer, whereby not all perspectives would be closed when the Menu option "**Close All**" was selected. (SHARED-34034)
- Minor issues with the "**New**" **button** menu behaviour in the Resource toolbar were cleaned up. (SHARED-33885)
- **Drag-and-dropping an image** to the master page placed the image inline rather than as an absolute positioned element. (SHARED-32908)
- Issues with invalid "**pretty-printing**" of JSON objects, which invalidated the JSON code. (SHARED-31710/31958)
- Deletion of secondary (or subsequent) **print sections** could sometimes result in errors. (SHARED-31916)
- Code artefacts appeared in **Source View** after contents were deleted if the view was switched from Source View and then returned. (SHARED-31751)
- Undoing **folder merges** in Resources view left the previously merged files in both folders. (SHARED-29144)
- In some circumstances **Connect logs** would not be created in the expected folder. (SHARED-35688)
- The time spent in **Job Creation** was missing from the logs. (SHARED-33667)
- **Reduced onscreen flickering** within Designer interface. (SHARED-33960)
- Issue with importing **multi-page images** from the DataMapper as background image have been fixed. Any text entered within the Template was previously being moved beyond the end of the image. (SHARED-13737)
- **Web Elements** with a .pagination class were deleted when used in a Web context. (SHARED-36625)
- Improved handling of the Designer when installed on a **Server Extension** machine in a clustered environment. (SHARED-34282)
- Switching between **Print and Web contexts** was not updating the Designer interface. Print specific aids such as Insert Guides and toolbar items such as Page Number were still enabled when the context was changed to Web. (SHARED-33883)
- Opening a Template would prompt the user to open the associated **DataMapper file**, even when the DataMapper file was already open. This has been fixed. (SHARED-31407)
- **"Capture OnTheGo" Forms** - Errors were encountered when adding data directly from the DataMapper into a Web Template COTG Form element label. (SHARED-33265)

Connect 1.3 DataMapping: Enhancements

1. **Interface/dialog box improvements** - These include improved descriptions and support for keyboard shortcuts. (SHARED-34808/34810/34463/34483/34502)
2. **Scripting** - JavaScript properties added to return the number of document pages as well as the current page (SHARED-34878)
3. Support added for **external JavaScript libraries** to allow greater customisation within the DataMapper. (SHARED-34806)
4. Can now add a Post-Extract function to any **Field Extraction**, except when in JavaScript mode. (SHARED-34800)
5. **After deleting data field(s)** the focus would jump to the final remaining field, rather than the next field in the sequence. This has been changed and the focus now goes to the field following the deleted field. (SHARED-34774)
6. **Record.ID property** has been removed from the DataMapper as it is only really appropriate within the Designer. (SHARED-34418)
7. The "**Repeat Step**" can now be set to ignore infinite loops in all modes. Previously the DataMapper checked whether two successive iterations of a loop occurred at the same position. We now allow for the customised selection of the maximum number of iterations that can occur on the same position. The default maximum number of iterations is set to 1 for backwards compatibility. (SHARED-34416)
8. A JavaScript function shall be made available to **TEXT and PDF based DataMapping workflows** that supports retrieval of a rectangle containing the location of a specified string of text. This function essentially provides a scripting option to mimic the functionality of the "Goto next occurrence of" option in the Goto task. (SHARED-34404)
9. Option to turn **hidden characters** on/off (such as End-Of-Line/Carriage return and Tabs) in XML files. (SHARED-34299)
10. Can now select and add **multiple datafiles** at once. (SHARED-33838)
11. Support for **packaging and sending of multiple files** to Workflow in one go. (SHARED-33836)
12. Improvements to **XML input zoom/collapse** shortcuts. (SHARED-33065)
 - Pressing [+/-] or Pressing SHIFT and [+/-]: Expands or Collapses the element
 - Pressing CTRL and [+/-]: Zooms In and Out

Connect 1.3 DataMapping: Fixes

1. In certain circumstances a **Skip step** set to "Next line with content" would sometimes cause an infinite loop. (SHARED-35805)
2. **PDF input** - copying & pasting an **Extract step** with a sub-Field would subsequently prevent modification of the parent step's field name (SHARED-35801)
3. **After adding data to a template**, closing that Template and then opening another (which had a pre-existing data connection) the newly opened Template would erroneously use the previous Template data file. (SHARED-34814)
4. **Date/Time data fields**: AM/PM formatting was being lost for the hours of 12:00 AM and 12:00 PM. (SHARED-34741)
5. If a **step status** was set to "ignored", then a subsequent Copy & Paste of that step elsewhere would strip the "ignored" status from the new step. (SHARED-34169)
6. **Repeat** steps set to loop "Until no more elements" would cause an infinite loop. (SHARED-33713/36314)
7. DataMapper would recognise **ODBC datasources** setup using System DSN, but not those setup with User DSN. (SHARED-33440)
8. In some rare circumstances the wrong top offset was set for an **Extract** step. This error would only be encountered when Designer was just opened, and when the Extract step was added after Goto step whilst the Steps panel was not active. (SHARED-31883/32690)
9. Once "**Validate all records**" is done, second level nested tables were no longer visible in data model. (SHARED-32003)

Connect 1.3 Output: Enhancements and Fixes

Enhancements:

1. Print Output

- **PCL output improvements:**
 - General performance improvements. (SHARED-35032)
 - Support added for outline True Type Fonts - PCL Encapsulated TrueType Outline PCLETTTO. (SHARED-34489/35497)
- **PDF Output:** - Embedding standard PDF fonts within output now optional. (SHARED-34072)
- **PostScript Output** - Added option to select "Use Media Position" within the Printer Settings. The Printer Setting options available thereafter will be determined by the "Use Media Position" selection. (SHARED-35690)

2. Print Wizard

- **Improved Text and Barcode options** (SHARED-33947/33949/34950/35540)
Enhancements include:
 - Additional Barcodes and Text can now be added as part of the print output process
 - OMR barcodes can now be resized
- Improved "**Booklet**" and "**Cut and Stack Imposition**" behaviour. Certain combinations of options were not valid when selected together and these have now been disallowed in the interface. Additionally, some selections made in the Wizard were not being properly reflected in the output. These issues have been fixed and the behaviour corrected. (SHARED-33944/36263/36906/37523)
- **Booklet** - improved graphical display of booklet settings, now incorporating the Cover page in the preview image. (SHARED-33544)
- PrintWizard now displays an error message when an **Insertter** is selected that does not support the scanmark formats used within the job. (SHARED-35167)
- Support added for **Insertter** marks being based on individual documents or on document sets. This allows letters to be processed as individual documents, and afterwards collated under a single customer number and mailed as a single set. (SHARED-34090)
- Added support for sorting output by document length during the printing process. (SHARED-31776)
- Grouping options enhanced to allow the selection of multiple items. (SHARED-9522)
- Can now import external configurations to **Job and Output Creation Wizards** as well as the Print Dialog. (SHARED-33804)

Fixes:

1. **Email Output** fixes include the following:
 - Unnecessary warning messages sometimes being logged. These have been removed. (SHARED-34664)
2. **Print Output** fixes include the following:
 - Printing to a root directory via the Server would cause errors. (SHARED-34467)
 - Issues with output that was set to separate into multiple output files based on Job Separation options. Only one of the output files would be created. (SHARED-34167)
 - **PDF Output**
 - PDF output options not being retained between print runs. (SHARED-28867)
 - **PostScript Output**
 - Issues with printing graphs when outputting PostScript Level 3. (SHARED-36355)
 - **128 Barcodes** were missing checksum digits. (SHARED-35892)
 - A **Graphics** bug meant that in some circumstances the images were not properly processed. The images were instead replaced with blank coloured boxes. (SHARED-35712)
3. **Print Wizard** fixes include the following:
 - Some Printer Preset data was not being saved correctly, when creating/altering the media mapper within the preset. (SHARED-36155)
 - Errors encountered with Printer Presets which had names of 3 characters or less. (SHARED-34311)
 - The Printer Settings **Media Weight** entry was not being validated. Valid range is blank, or between 55 - 350. (SHARED-28690)
4. **Web Output** fixes include the following:
 - Double encoding of **double-byte UTF-8 characters** in JavaScript was failing when outputting to Webpage even though it looked fine in preview mode. (SHARED-34693)
 - Some web templates set to "**embed all**" were not displaying correctly. Embedded images were missing. (SHARED-34625)
5. **COTG** fixes include the following:
 - **Pagination errors** were sometimes experienced when Scalable Vector Graphics (SVG) added from the script. This has been fixed. (SHARED-32964)

Connect 1.3: Installation & Admin Improvements

PCL Plugin

The Lincoln PCL Plugin is **now included as part of the Connect installer** and is no longer distributed as a separate setup. Note that it is installed in the background and is not available for selection in the installer. It must be still be separately licensed in order to activate it. If the plugin has already been installed from the standalone setup, the Connect installer will recognise this and not perform the background install.

Other Enhancements

1. Improvements made to the installer, to cater for **pre-existing MySQL installations**. (SHARED-35064/35101)
2. Option added to the uninstall process which allows the user to choose whether to backup or delete the current **Connect workspace data**. (SHARED-33504)
3. **Temporary files and folders** (user specific) are now removed when Connect is uninstalled. (SHARED-33019)
4. Improvements made to the **offline installation**, to cater for Network enabled computers which have no "gateway" set. (SHARED-32457)
5. Installer improved to better provide support for **keyboard actions**. (SHARED-27514)

Fixes

1. The **uninstall** was recording errors that were not actually encountered. (SHARED-35611)
2. Issues were encountered with some **anti-virus systems** when installing MICR fonts. (SHARED-35135)
3. Could not uninstall Connect if the **MySQL service** were stopped. (SHARED-31677)
4. After an uninstall a **cache folder** sometimes remained within the Common Files folder. (SHARED-27464)

Connect 1.3: Workflow\Automation Improvements

Enhancements

1. Workflow now supports **multiple languages**. The languages currently available are English, French, German, Chinese (Traditional) and Japanese, with the default language being English. Additional languages will be added in later releases.
2. '**RunWeaverConnectContent**' process can now access the Media Settings of Connect jobs. (SHARED-35897)
3. **Create Email Content** task modified to allow the Sender Address to be taken from the template. (SHARED-34937)
4. **Retrieve Items task** can now retrieve items based on Record ID as well as by properties or values. (SHARED-34804)
5. **HTTP Server** input preferences have been added to better cater for the processing of larger (400 MBs or more) files. (SHARED-34447)
6. Workflow Server Connection and Email Creation preferences/settings behaviour improved. Default options now apply if no job specific options are referenced. (SHARED-33608)
7. The **PRoS Plugin** for automating jobs created in PRoS classic is now activated by default and does not need to be separately licensed.

Fixes

1. **SharePoint:**
 - Importing a PDF from a **SharePoint Server** could result in Access Violation errors. (SHARED-35519)
 - Compatibility issues with **SharePoint 2013** meant that Workflow could not upload files to SharePoint 2013 sites. (SHARED-34746)
2. The **Installation** was sometimes hanging. This was due to the installer disallowing access to some file types. (SHARED-35518)
3. The **Undo/Redo** stack was not being fully cleared when moving between files, causing the contents of the configuration to be entered into subsequent configurations. (SHARED-35230)
4. After receiving an authentication failure when connecting to the **Email Server**, a subsequent correction of the authentication credentials would not cure the issue. (SHARED-35144)
5. The **Create Web Content** task was breaking local Anchors within HTML output. (SHARED-34886)
6. Without focussing on the **Data Viewer panel** the standard file actions "Close", "Close all" and "Save" were not available for newly created DataMapper configuration files. (SHARED-34802)
7. "**Set Properties**" values were not applied correctly for Commingled content. (SHARED-34791)
8. Workflow service logging issues have been fixed when running **embedded scripts**. (SHARED-31966)

Known Issues

1. Installation Paths with Multi-Byte Characters

When installing the Traditional Chinese or Japanese versions of Connect, if the user specifies an alternative installation path containing multi-byte/wide-char characters it can break some of the links to the Connect-related shortcuts in the Start Menu and cause an error to appear at the end of the installer. The workaround for the moment is to use the default installation path. The problem will be addressed in a later release.

2. Switching Languages

Changing the language under Window | Preferences | Language Setting does not currently change all of the strings in the application to the selected language. This is a known issue and will be fixed in a later release.

In the meantime we can offer the following workaround for anyone who needs to change the language:

i) Go to the .ini files for the Designer and Server Config:

- C:\Program Files\Objectif Lune\OL Connect\Connect Designer\Designer.ini
- C:\Program Files\Objectif Lune\OL Connect\Connect Server Configuration\ServerConfig.ini

ii) Change the language parameter to the required one under Duser.language=en | fr | de | ja | zh

Only one of the above language tags should be selected. Once saved, Connect will appear in the selected language at next start-up.

3. GoDaddy Certificates

When installing Connect offline, dialogs are available in the setup for installing the GoDaddy certificates. Most users will leave the default settings and click “Next”. In some cases however this may not work correctly. For this reason users should activate “Place all certificates in the following store” and then select the “Trusted Root Certification Authorities” as the target certificate store.

4. MySQL Compatibility

If you install MySQL 5.6.25 with Connect 1.3.n, a downgrade to an older version of Connect or MySQL version is not seamlessly possible. This is because the database model in MySQL 5.6 is different to version 5.5. If you need to switch to an older version of Connect / MySQL, it is necessary to remove the Connect MySQL Database folder from "%ProgramData%\Connect\MySQL\data" before installing the old version.

5. PostScript Print Presets

The print presets for PostScript were changed from Version 1.1 onwards meaning that some presets created in Version 1.0 or 1.0.1 may no longer work.

Any PostScript print preset from Version 1.0 that contains the following will not work in Version 1.3.n: *.all[0].*

Any preset containing this code will need to be recreated in Version 1.3.n.

6. Available Printer Models

Note that if you are upgrading from an earlier version of Connect, only one Printer Model will appear on the Advanced page of the Print Wizard (Generic PDF by default). From 1.1 onwards you need to go to “Window|Preferences|Print|Available Printers” and specify which models you wish to be available on the Advanced page of the Print Wizard. You can go directly to this dialog by clicking on the browse button next to the selection box in the Print Wizard.

Note that the descriptions of some of the printers were updated in version 1.2.n meaning that if you had an earlier version installed, you may find that the same printer appears twice in the list with slightly different descriptions.

For example the following default settings are identical:

- Generic PS LEVEL2 (DSC compliant)
- Generic PS LEVEL2 (DSC)

7. External Resources in Connect

There are certain limitations on how external resources can be used in Connect. For example if you want to link a file (e.g., CSS, image, JavaScript etc.) from a location on the network but you do not want to have a copy of the file saved with the template you need to do the following:

1. The resource must be located where it can be accessed by all Servers/Slaves run as users. Failure to do this will cause the image to appear as a Red X in the output for all documents which were merged by engines which could not access the file. The job will terminate normally and the error will be logged.
2. The file must be referenced via a UNC path e.g.,

<file:///w2k8r2envan/z%20images/Picture/Supported/JPG/AB004763.jpg>

- a. UNC paths are required because the services will be unable to access mapped network drives (Windows security feature).
- b. The engine processing the job will look on the local file system for the direct file path leading to the “resource not found” issue mentioned above.

Important Note: The Designer itself and Proof Print do not use processes that run as services and they may find local files with non-UNC paths which can lead to the false impression that the resources are correct.

8. Using Capture After Installing Workflow 8

If PlanetPress® Workflow 8 is installed alongside PlanetPress® Workflow 7, Capture can no longer be used with Workflow 7. The plugins are now registered uniquely to Workflow 8 and the messenger for Workflow 7 is taken offline. It is only then possible to use Capture from PlanetPress® Workflow 8.

9. Capturing Spool Files After Installing Workflow 8

If PlanetPress® Workflow 8 is installed alongside PlanetPress® Workflow 7, PlanetPress Suite's option to capture spool files from printer queues is no longer functional. The solution is to use Workflow 8.x to capture spool files from printer queues.

10. Colour Model in Stylesheets

In Version 1.3.n the colour model of colours defined in a stylesheet can sometimes change after editing the stylesheet. This is a known issue and will be addressed in a subsequent release.

11. Online Help Links Point to Introductory Page

Context sensitivity for the online help is disabled in PlanetPress® Connect Version 1.3.n meaning that all links and F1 calls currently point to the introductory page of the help. Context sensitivity will be re-introduced in a subsequent release of PlanetPress® Connect.

12. Image Preview in Designer

If in the Windows Internet settings (Connection Settings -> LAN configuration) a proxy is enabled, but "Bypass proxy settings for local addresses" is not checked, the image preview service, conversion service and live preview tab in the Designer will not work and exhibit the following issues:

- Images will be shown as 0 size boxes (no red 'X' is displayed)
- Live preview does not progress, and when re-activated reports "browsers is busy"

To fix the issue you must check the "Bypass proxy settings for local addresses" option.

13. Merge\Weaver Engines when Printing

The print operation in the Designer will automatically detect whether the Merge\Weaver engines are available and display a message for the user to retry or cancel if not. Once the Merge\Weaver engine becomes available and the user presses retry the print operation will proceed as normal. This message can also occur in the following circumstances:

- If the server is offline and you are not using Proof Print
- On some occasions before the Print Wizard opens

14. REST Calls for Remote Services

The Server will now accept REST calls for all remote services and will make commands wait indefinitely until the required engines become available. The Server will log when it is waiting for an engine and when it becomes available. Note that there is no way to cancel any commands other than stopping the Server.

15. Print Content and Email Content in PlanetPress® Workflow

In PlanetPress® Workflow's Print Content and Email Content tasks, the option to Update Records from Metadata will only work for fields whose data type is set to String in the data model. Fields of other types will not be updated in the database and no error will be raised. This will be fixed in a later release.

16. VIPP Output

Some templates set up with landscape orientation are being produced as portrait in VIPP. It can also sometimes be the case that text and images can be slightly displaced. These are known issues and will be addressed in a later release.

17. Print Limitations when the Output Server is located on a different machine

The following limitation may occur when using the Print options from a Designer located on a different machine to the Output Server:

- The file path for the prompt and directory output modes is evaluated on both the client AND server side. When printing to a network share it must be available to BOTH the Designer and Server for the job to terminate successfully.
- The Windows printer must be installed on both the Server and Designer machines.
- When printing via the Server from a remote Designer, the output file remains on the Server machine. This is remedied by selecting "Output Local" in the Output Creation configuration.